

assembly instructions printable © money envelope joined pieces

<https://artcraftcrazy.com/money-envelope-gift-portfolio-set-TN-style>



video tutorial

<https://youtu.be/6wcnzGUmTC8>

step 1 to make the Template only

print and cut pattern pieces a, b & c with white 200gsm cardstock (keep this for you're template)

note: for Envelope print pattern, see logo print paper sample below. this method is for parallel pattern paper, that runs straight across the envelope from left to right

step 2

- trace the envelope pattern pieces a, b and c directly onto you're pattern paper cardstock, using the printable template from step 1.
- paper to light cardstock weight
- colour or print pattern of your choice, birthday, Christmas, saving for holiday etc.
- the piece (a) has a top and bottom

step 3

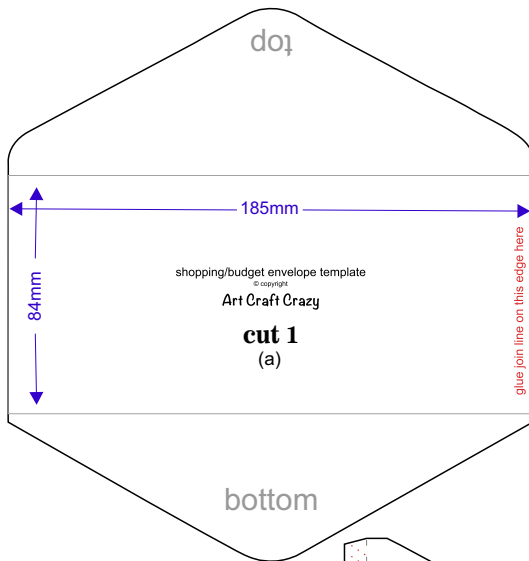
- cut 2 pattern pieces (b)
- same pattern paper/cardstock as the (a) piece.
- glue flap pieces b and c behind the main envelope one either side of piece (a)
*see video tutorial for visual instructions

step 4

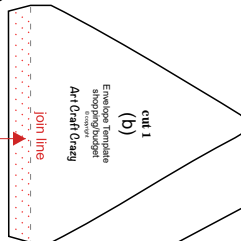
- it will then look like this, once the flaps are glued in place
- the lines are where you'll score and fold
- the side flaps are now glued behind the main envelope, and look like one piece

step 5

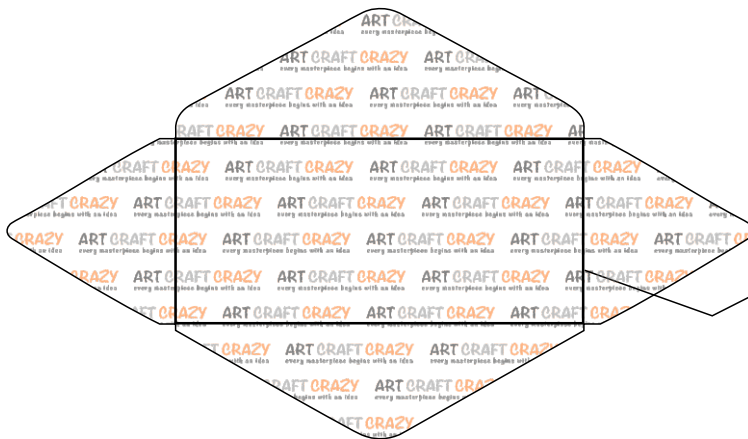
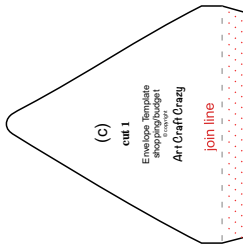
- scoring or creasing the fold lines...
- score and fold sides 1st
- score and fold bottom 2nd
- then glue down the bottom flaps
- score and fold top last
*see video tutorial for visual tips



glue this piece (b) behind the main envelope



red dots mark the area's to be glued



front



back

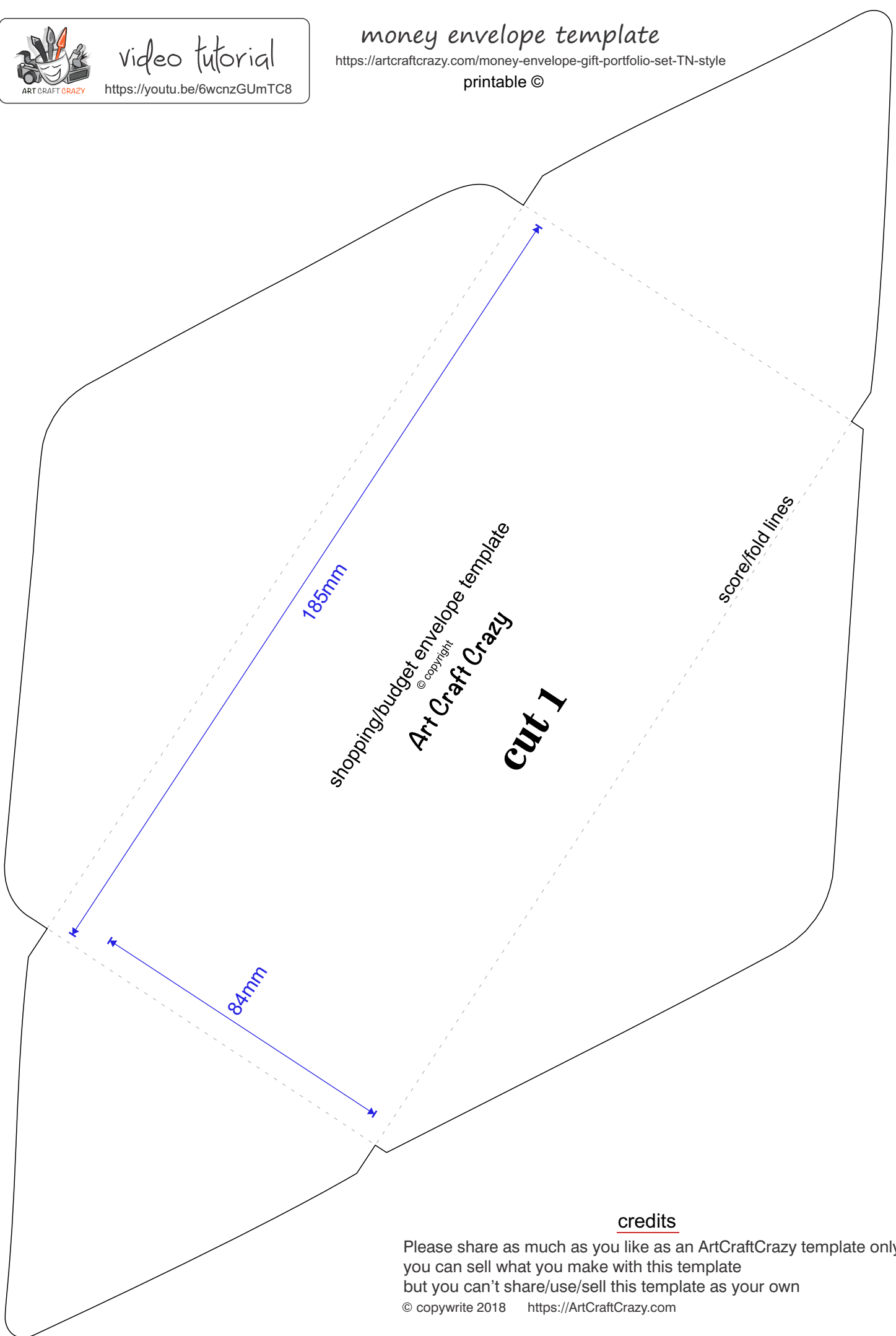
Support creativity - support copyright

- **Use:** you can use them to printout and create a finished item to sell in your online/offline shop
 - **Credit:** if you use these patterns &/or images to create a finished item to sell in your shop please give credit to art craft crazy (original design by ArtCraftCrazy)
 - **Receipt:** and you must have a proof of purchase receipt
 - **Claim:** you cannot claim these instructions, patterns or images as your own
 - **Distribution:** you cannot re-distribute these instructions, patterns or images as your own
- © copyright 2018 <https://ArtCraftCrazy.com> all rights reserved



video tutorial
<https://youtu.be/6wcnzGUmTC8>

money envelope template
<https://artcraftcrazy.com/money-envelope-gift-portfolio-set-TN-style>
printable ©



credits

Please share as much as you like as an ArtCraftCrazy template only
you can sell what you make with this template
but you can't share/use/sell this template as your own

© copywrite 2018 <https://ArtCraftCrazy.com>